


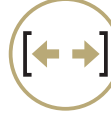








Smart Design sliding door with fixed side panel

- 
10-year warranty
- 
Height 2000mm
- 
6mm glass
- 
Left or right installation
- 
Ease of installation
- 
Easy access
- 
Anti-limescale
- 
Easy maintenance

Features

- Aluminium profile available in white, chrome or black finish
- Easy cleaning: The door and fixed panel do not overlap, plus the bottom of the door can be unclipped if necessary
- Optional threshold bar included
- Rollers already fitted for easy installation
- Anti-limescale treatment
- 15mm adjustment on each profile

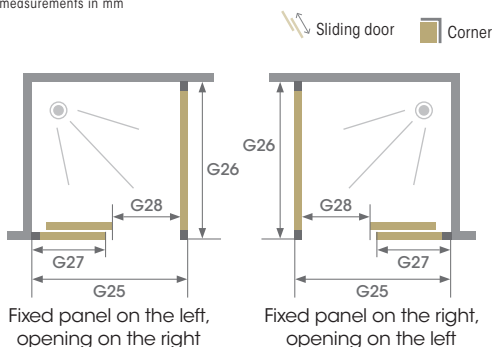
Product codes and dimensions

Size	Product codes			Dimensions		
	Door - Fixed panel on the left, opening on the right					
	White profile	Chrome profile	Black profile	G25	G27	G28
	Transparent glass	Transparent glass	Transparent glass			
900	PA90110BTNEG	PA90110CTNEG	PA90110NTNEG	870 - 885	408	345
950	PA90111BTNEG	PA90111CTNEG	PA90111NTNEG	920 - 935	433	370
1000	PA90112BTNEG	PA90112CTNEG	PA90112NTNEG	970 - 985	458	395
1100	PA90113BTNEG	PA90113CTNEG	PA90113NTNEG	1070 - 1085	508	445
1200	PA90114BTNEG	PA90114CTNEG	PA90114NTNEG	1170 - 1185	558	495
1300	PA90120BTNEG	PA90120CTNEG	PA90120NTNEG	1270 - 1285	608	545
1400	PA90121BTNEG	PA90121CTNEG	PA90121NTNEG	1370 - 1385	658	595
1500	PA90122BTNEG	PA90122CTNEG	PA90122NTNEG	1470 - 1485	708	645
1600	PA90123BTNEG	PA90123CTNEG	PA90123NTNEG	1570 - 1585	758	695
1700	PA90124BTNEG	PA90124CTNEG	PA90124NTNEG	1670 - 1685	808	745
1800	PA90125BTNEG	PA90125CTNEG	PA90125NTNEG	1770 - 1785	858	795


Size	Product codes			Dimensions		
	Door - Fixed panel on the right, opening on the left					
	White profile	Chrome profile	Black profile	G25	G27	G28
	Transparent glass	Transparent glass	Transparent glass			
900	PA90110BTNED	PA90110CTNED	PA90110NTNED	870 - 885	408	345
950	PA90111BTNED	PA90111CTNED	PA90111NTNED	920 - 935	433	370
1000	PA90112BTNED	PA90112CTNED	PA90112NTNED	970 - 985	458	395
1100	PA90113BTNED	PA90113CTNED	PA90113NTNED	1070 - 1085	508	445
1200	PA90114BTNED	PA90114CTNED	PA90114NTNED	1170 - 1185	558	495
1300	PA90120BTNED	PA90120CTNED	PA90120NTNED	1270 - 1285	608	545
1400	PA90121BTNED	PA90121CTNED	PA90121NTNED	1370 - 1385	658	595
1500	PA90122BTNED	PA90122CTNED	PA90122NTNED	1470 - 1485	708	645
1600	PA90123BTNED	PA90123CTNED	PA90123NTNED	1570 - 1585	758	695
1700	PA90124BTNED	PA90124CTNED	PA90124NTNED	1670 - 1685	808	745
1800	PA90125BTNED	PA90125CTNED	PA90125NTNED	1770 - 1785	858	795

Dimensions

All measurements in mm



Colours



Size	Product codes			Dimensions
	Fixed panel			
	White profile	Chrome profile	Black profile	G26
	Transparent glass	Transparent glass	Transparent glass	
700	PA90290BTNE	PA90290CTNE	PA90290NTNE	670 - 685
750	PA90291BTNE	PA90291CTNE	PA90291NTNE	720 - 735
800	PA90292BTNE	PA90292CTNE	PA90292NTNE	770 - 785
850	PA90293BTNE	PA90293CTNE	PA90293NTNE	820 - 835
900	PA90294BTNE	PA90294CTNE	PA90294NTNE	870 - 885
950	PA90295BTNE	PA90295CTNE	PA90295NTNE	920 - 935
1000	PA90296BTNE	PA90296CTNE	PA90296NTNE	970 - 985
1100	PA90297BTNE	PA90297CTNE	PA90297NTNE	1070 - 1085
1200	PA90298BTNE	PA90298CTNE	PA90298NTNE	1170 - 1185

